

AdvantEdge Series 3 1/4" Frame Depth Awning (Project-Out)

ADVANTEDGE SERIES AWNING (PROJECT-OUT)

FEATURES

- ◇ **Commercial Framing System**
 - 3 1/4" main frame
- ◇ **Enhanced Design**
 - Mitered and welded corners
 - Foam wrap on main frame
- ◇ **Glazing**
 - 3/4" insulated glass
- ◇ **Hardware**
 - Single point locking system with fold-down handle to avoid interference with window blinds
- ◇ **Screen**
 - Extruded aluminum screen frame with BetterVue™ mesh with WaterShed® technology
- ◇ **Colors**
 - White or Sandstone vinyl (interior/exterior)

BENEFITS

- ◇ The capacity to match exterior colors for unique project facades
- ◇ The ability to facilitate large sizes for taller and wider window openings

OPTIONS

- ◇ **Available Configurations**
 - Project-out awning
- ◇ **Muntin Choices**
 - Internal or simulated divided lites available
- ◇ **Limited travel hardware**
- ◇ **Screen**
 - Extruded aluminum screen frame with aluminum wire mesh
 - Extruded aluminum screen frame with sunscreen mesh
 - Extruded aluminum screen frame with stainless steel 0.009" thickness mesh
- ◇ **Glazing**
 - Multiple Low-E and argon glazing choices
 - Triple glazing (Energy TG)
 - Capillary tubes
 - Wide variety of glazing, tinting and thickness options
- ◇ **Installation Accessories**
 - Head Expander
 - Sill Expander
 - Pre-drilled jambs
- ◇ **Panning & Trim Choices**
 - Wide variety of panning, receptor and trim available
- ◇ **Mulling**
 - Wide variety of structural mulls
- ◇ **Colors**
 - High-performance Textured Black laminate (interior/exterior)
 - High-performance Textured Black laminate (exterior only with White vinyl interior)
 - Twelve painted exterior colors (with White or Sandstone vinyl interior)
 - Unlimited custom painted exterior colors

PERFORMANCE

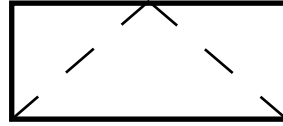
- ◇ Structural & Thermal (test reports or thermal simulations available upon request)

Model	Awning (Project-Out)
NAFS Rating	R-40
Structural Load P.S.F.	60.15
Air at 50 MPH (cfm/ft ²)	0.03
Water (No Penetration) P.S.F.	6.06
U-Value (ranges based on multiple Low-E/Argon combinations)	0.23-0.27
SHGC (ranges based on multiple Low-E/Argon combinations)	0.12-0.43

Window test size: 48" x 18"
Operating Force: 3.5 lbf (maintain motion), 1 lbf (locks)

Our products are tested to the standards of and certified by some of the foremost organizations in the fenestration industry.

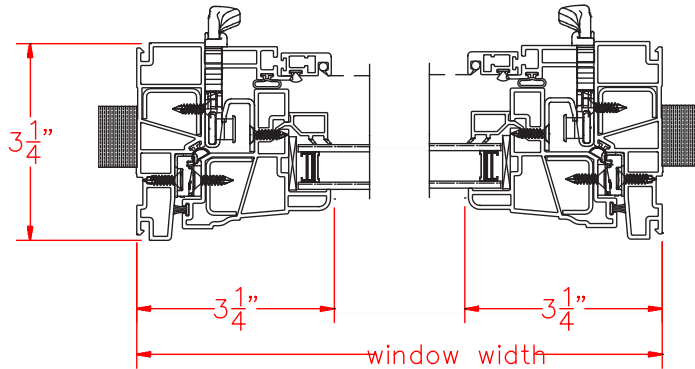




AdvantEdge Series 3 1/4" Frame Depth Awning (Project-Out)

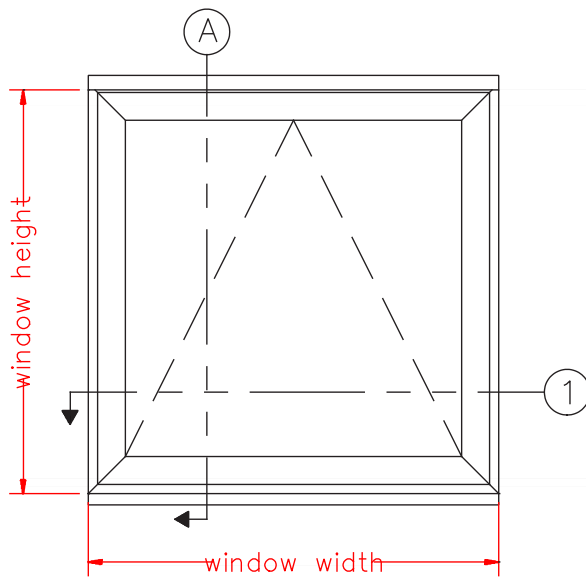
ADVANTEDGE SERIES AWNING

This document contains confidential and proprietary information intended for the private use of Quaker.
 © 2016 Quaker Window Products Co., INC. All rights reserved.
 Quaker reserves the right to change any/all designs without notice. Due to periodic re-certification requirements, result shown may vary.

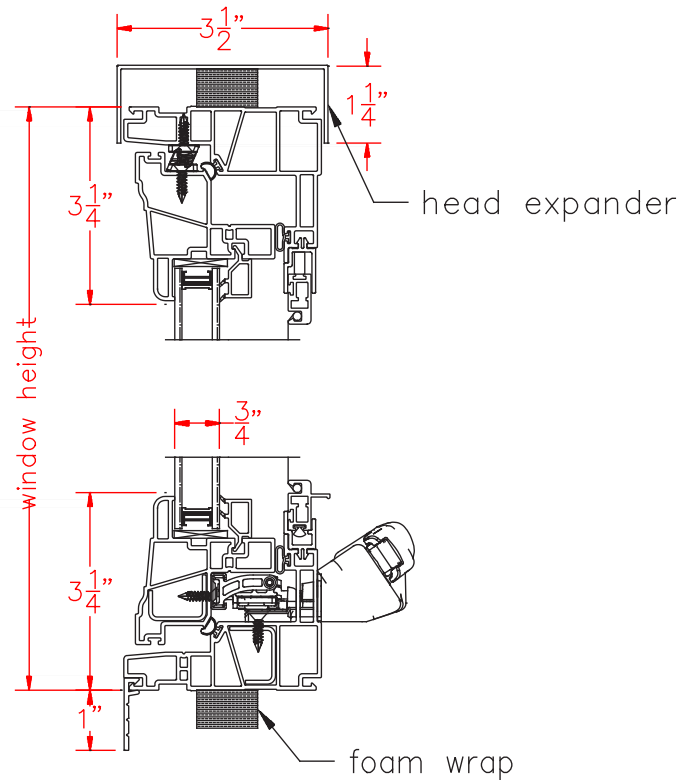


① HORIZONTAL CROSS SECTION

Ⓐ VERTICAL CROSS SECTION



ELEVATION SCALE 3/4" = 1'-0"



Our products are tested to the standards of and certified by some of the foremost organizations in the fenestration industry.

